



USGA Tournament Management Powered by Golf Genius:

TGA Team Matches

Welcome to Texas League Play. This manual will guide you through use of the internet-based League play Module, where you will set up your home course, enter your team roster, submit your match lineups, and post results. The software is easy to use and is linked directly to the GHIN handicap system, so all handicap calculations are accurate and easy for the team captain or pro to use.

All team captains **must** submit rosters and results through the Module. Please do not hesitate to contact us if you have any questions regarding use of the Module.

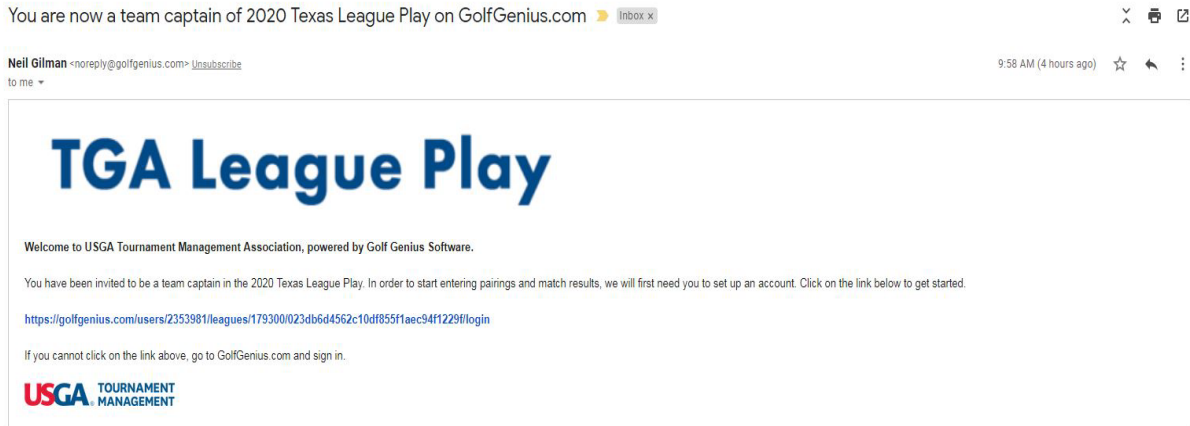
TGA League Play Staff Contact

Tournament Director – Justin Guthrie
(214) 468-8942
jguthrie@txga.org

1. Invitational Email

Once you complete your registration for the Texas League Play Season, the TGA Staff will send you an official invitation to serve as a captain for your club. (a)

(a)



Click the link in the email and it'll bring you to the Texas League Play Standings Page. (b). Favorite or bookmark this page, as it'll be your way back to the standings page without having to click the link in the email each time.

(b)

The screenshot shows the "TGA League Play" Standings Page. The page has a red header with "Team Matches" and a home icon. Below the header are four tables representing different conferences, each with columns for Win, Loss, Tie, Season Points, and Individual Points.

Conference 1					
	Win	Loss	Tie	Season Points	Individual Points
Lakewood	0	0	0	0	0
Dallas Athletic Club	0	0	0	0	0
Bent Tree	0	0	0	0	0
Royal Oaks	0	0	0	0	0

Conference 2					
	Win	Loss	Tie	Season Points	Individual Points
Lakeside	0	0	0	0	0
BraeBurn Country Club	0	0	0	0	0
Riverbend	0	0	0	0	0
Royal Oaks	0	0	0	0	0

Conference 3					
	Win	Loss	Tie	Season Points	Individual Points
Odessa Country Club (Old)	0	0	0	0	0
Green Tree	0	0	0	0	0
Abilene	0	0	0	0	0
San Angelo	0	0	0	0	0

Conference 4					
	Win	Loss	Tie	Season Points	Individual Points
Empty Slot	0	0	0	0	0
Empty Slot	0	0	0	0	0
Empty Slot	0	0	0	0	0
Empty Slot	0	0	0	0	0

2. Editing Your Profile

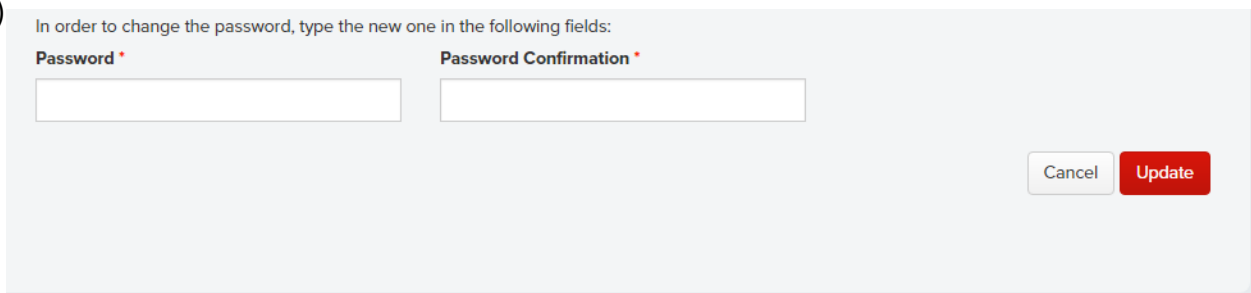
It is recommended you update/edit your profile as soon as you first log in. If you do not, you'll always have to log in using the initial email sent. To edit your profile and change your password use the gears in the upper right-hand corner. (c) Depending on the screen, you may have a few options but click "Edit Profile" to do so.

(c) TGA League Play



From the edit profile screen, scroll to the bottom of the screen to "Update Profile" section (d). Type in your new password and the confirm it by typing it again. Click the Update Password button. **NOTE: This will bring back to the same page. Once you've hit the button, you do not have to retype in the information.**

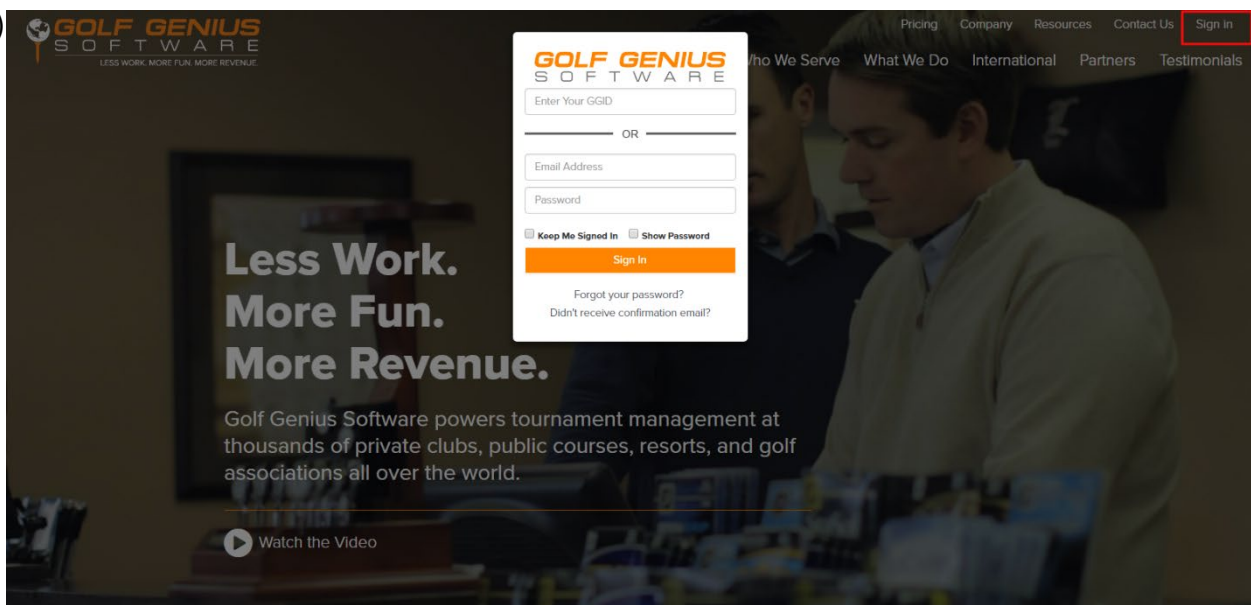
(d)

A screenshot of a password update form. At the top, it says 'In order to change the password, type the new one in the following fields:'. There are two input fields: 'Password *' and 'Password Confirmation *'. Below the fields are 'Cancel' and 'Update' buttons. The 'Update' button is red.

3. Logging In

Captains can log in through the Captain's Corner on the [Texas League Play TGA Homepage](#) or they can simply go to [golfgenius.com](#) (e) and click Sign In, in the top right hand corner.

(e)



Once there, it'll bring you the event dashboard (f). This shows every event that you've registered for within the Texas Golf Association. The name of this season is **"Texas League Play."**, with the **corresponding year in front**. You'll need to select Go to Event to be transferred to your Conference's Dashboard.

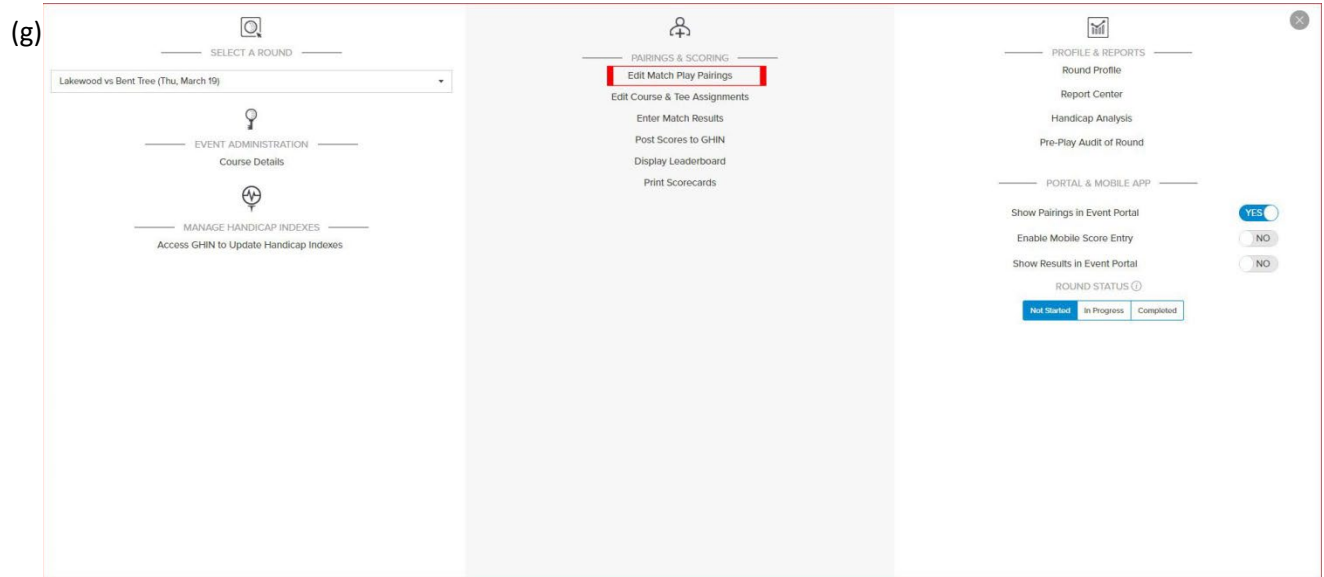
(f)

North Senior Amateur	Apr 3, 2019	75 confirmed	Closed	Go to Portal
2019 Texas Shootout	Oct 26, 2019	24 confirmed	Open	Go to Portal
2020 Texas League Play : Texas League Play Conference 1	Mar 19, 2020	4 confirmed		Go to Event

Once on the Conference Dashboard, you'll have access to everything you'll need for Texas League Play.

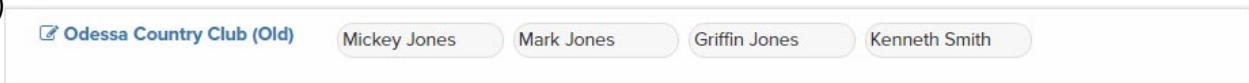
3. Creating a Master Roster

Once you've logged on and are on the Conference Dashboard. Click "Team Captain Menu" at the top of the page. When the drop-down menu appears, you'll want to select "Edit Match Play Pairings." (g)



From there, your club should be highlighted in blue (h).

(h)



The next screen you'll notice looks like a lineup page because it serves both purposes. For adding players to the Master Roster, you'll only focus on the section on the right that say, "Add New Players" (i)

(i)

The screenshot shows the 'TGA League Play' interface. At the top, there is a red navigation bar with 'Home' and 'Team Matches' options. Below this, there are buttons for 'Back' and 'View All Pairings'. A yellow informational box states: 'Changes you make on this page will be reflected on the tee sheet and on the match play leaderboard. You can click on players with orange borders in order to change the team composition for this round.' The main area features a grid of player slots. The first two columns have orange borders, while the last two are grey. The first row contains '(0.0) Mickey Jones' and '(15.6) Griffin Jones'. The second row contains '(6.9) Mark Jones' and '(16.8) Kenneth Smith'. To the right of the grid, there is a dropdown menu labeled 'Choose a player' and a 'Go' button. Below this, a red-bordered box highlights a section with the text: 'In order to add a new player click on "Add New Player"' and a red 'Add New Player' button. At the bottom right, there is a 'Save Team Changes' button and a note: 'When all changes are done, click on "Save Team Changes".'

This will bring up a dialogue box from which you'll have two options of ways to search for players on your club's Master GHIN Roster (j).

(j)

Add New Player

The 'Add New Player' dialog box has two sections. The 'Eligibility Rules' section shows a checked checkbox for 'Only players with a handicap index lower than 18.4'. The 'Mode' section has two radio button options: 'Search by Last Name and First Name' (which is selected) and 'Search by GHIN Number'. A red 'Done' button is located at the bottom right of the dialog.

You can search by last name and search by GHIN Number. In the below example (k), you can see we searched by the last name "Williams." When the results were returned, it pulled every Williams that meet the Eligibility Rules listed above (J.1). Once you see whom you want to add, you'll click the "Add" button next to the player's name (J.2)

(k) Add New Player

Eligibility Rules J.1 Only players with a handicap index lower than 18.4

Mode
 Search by Last Name and First Name ⓘ
 Search by GHIN Number ⓘ

Search
williams| First Name J.2

Gender	Name	GHIN	H.I.	
F	April Williams	1621814	14.9	<input type="button" value="Add"/>
M	Jamie Williams	850102	14.2	<input type="button" value="Add"/>
M	Ryan Williams	7899569	3.3	<input type="button" value="Add"/>

Once you've added all the players that you think may play for your club this season, you can hit "Done." It would be wise to add all potential clubmates that you may think might play. It saves a lot of time in the future. From here, you're ready to build a weekly lineup!

4. Setting a Weekly Lineup

To set a weekly lineup, the steps are the same as creating a Master Roster up to the point of adding new players. Head back to the "Team Captain's Menu" and once again select Match Play Pairings. One very important detail is to make sure your "Round" is the correct match and date show in this example.

(L)

SELECT A ROUND
Lakewood vs Bent Tree (Thu, March 19)

PAIRINGS & SCORING
Edit Match Play Pairings
Edit Course & Tee Assignments
Enter Match Results
Post Scores to GHIN
Display Leaderboard
Print Scorecards

PROFILE & REPORTS
Round Profile
Report Center
Handicap Analysis
Pre-Play Audit of Round

EVENT ADMINISTRATION
Course Details

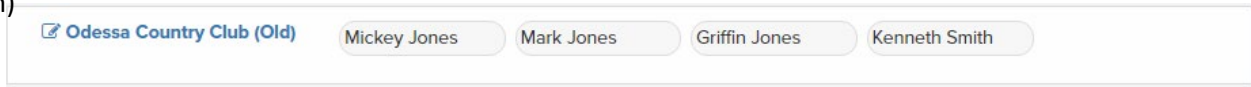
MANAGE HANDICAP INDEXES
Access GHIN to Update Handicap Indexes

PORTAL & MOBILE APP
Show Pairings in Event Portal YES
Enable Mobile Score Entry NO
Show Results in Event Portal NO

ROUND STATUS ⓘ
Not Started In Progress Completed

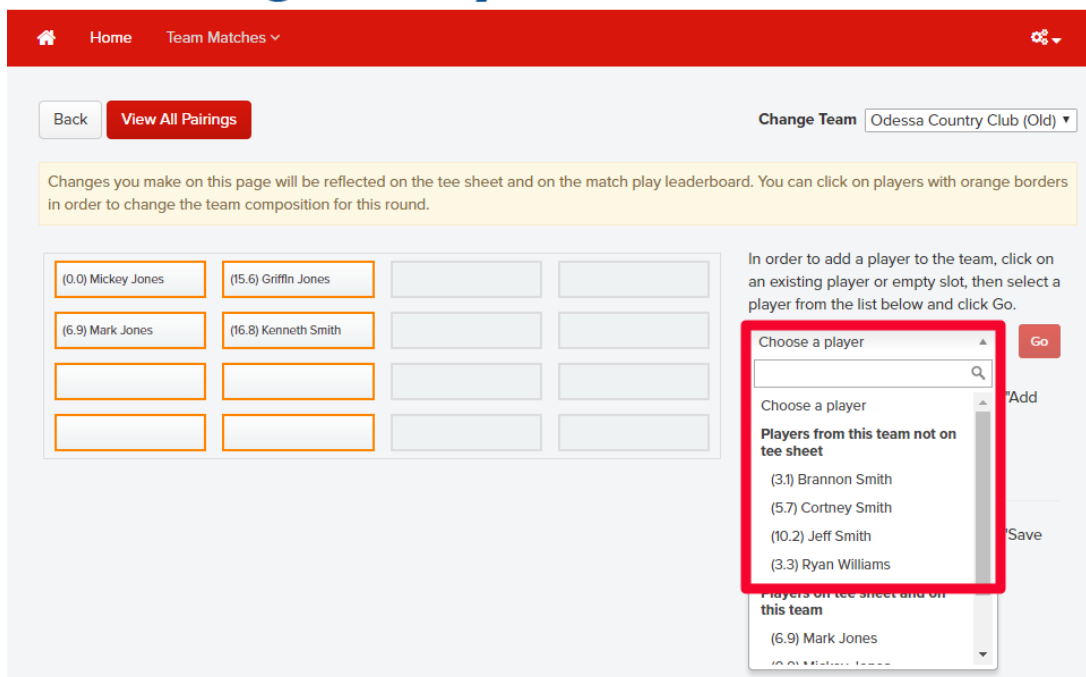
From there, your club should be highlighted in blue (m).

(m)



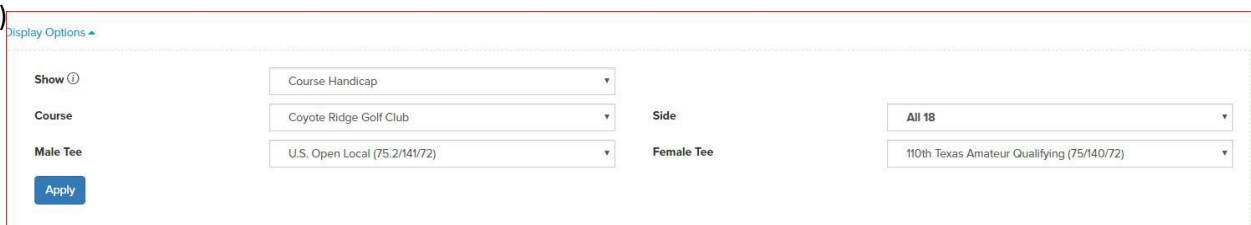
At the Weekly Lineup Homepage, you'll click the "Choose Player" drop down to pull up what is now the Master Roster that you've created in previous steps (n).

(n) TGA League Play



You'll notice there is a display options in the corner (o) that can help keep your lineups in order. Make sure these options show Course Handicap, the correct Course and tees being played. Hit Apply to see these changes go into effect.

(o)



If you've already made your lineup and then did the course handicap, you'll have to hit save changes below first. (p)

(p)

From the previous example (n), we want to add Ryan Williams into the lineup. To do so, you'll click Ryan's Name AND you'll click the position in the orange highlighted boxes where you want him to play. This can be moved around after the fact as well. To place Ryan, you must hit the red "Go" button.

Once the player you've selected is in the lineup, you can maneuver him around until you have him in the correct slot. To do so; you must select the spot where you want the player to go, find him the choose a player drop down to the right, click the player and then hit go. If there is someone already in that position, it'll automatically switch the two players.

Note: All Players from the second line down must be in order of Course Handicap. On the first line, a captain can put anyone he wants in that position but the Professional MUST play there. If two players have the same Course Handicap, the captain can position the two players how him seems fit

Once the lineup is complete, the lineup must be saved (q). Once saved, the lineup is complete.

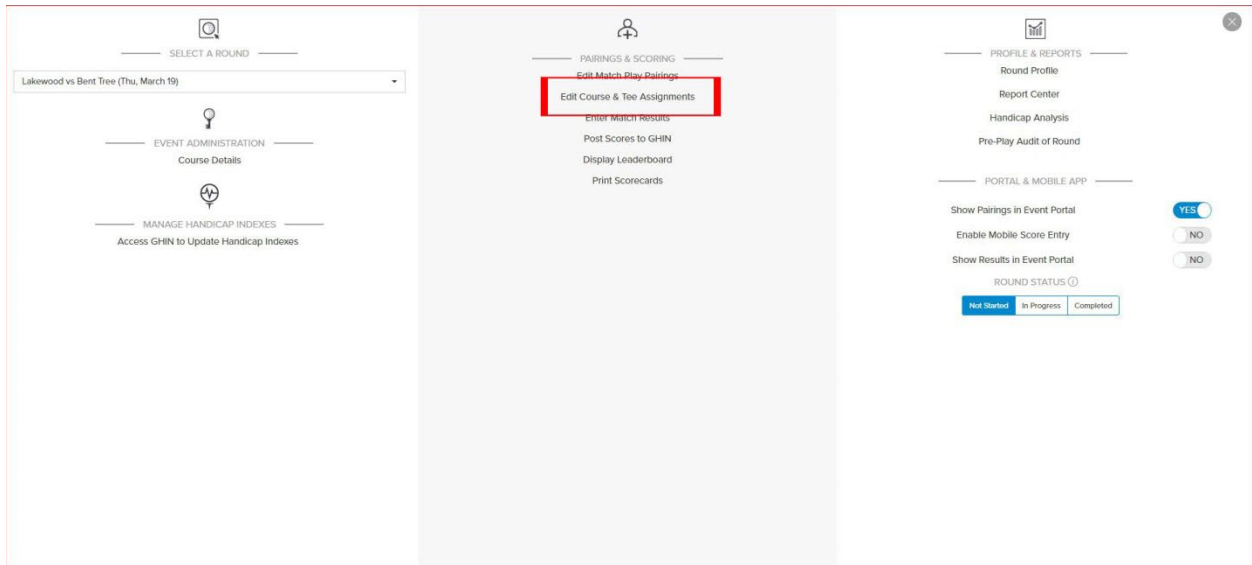
(q)

5. Setting Tees

This is for the Home Team only. Must be done for every round or Match

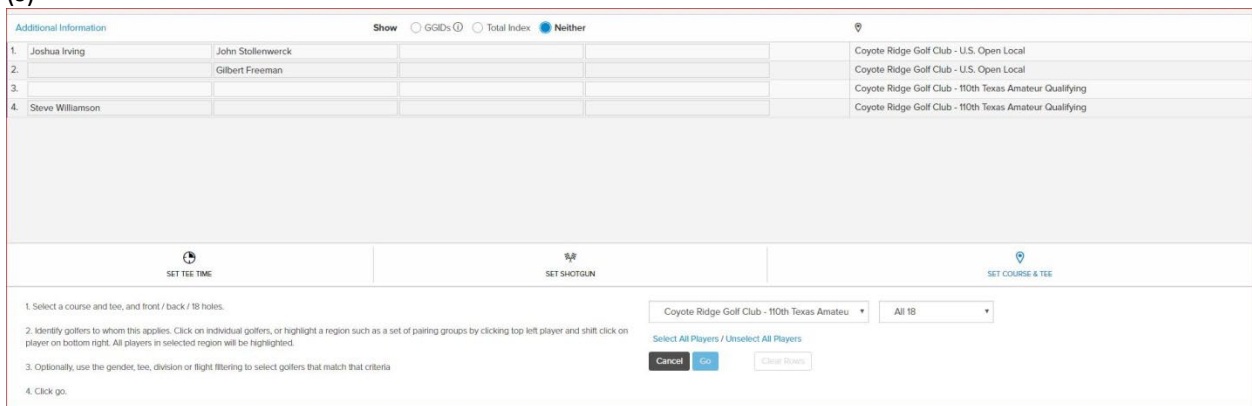
To ensure that your handicaps are correctly set up on your scorecards, you'll once again want to hit the "Team Captain Menu" at the top of the Conference Dashboard. From there, go to "Edit Course & Tee Assignments" (r).

(r)



On the next page (s), you'll see your players and the opposing players so long as they have submitted theirs. You do not need their lineup to set the tees, but you need their lineup to print reports. There are no emails that go through when the opposing captain sets a lineup.

(s)

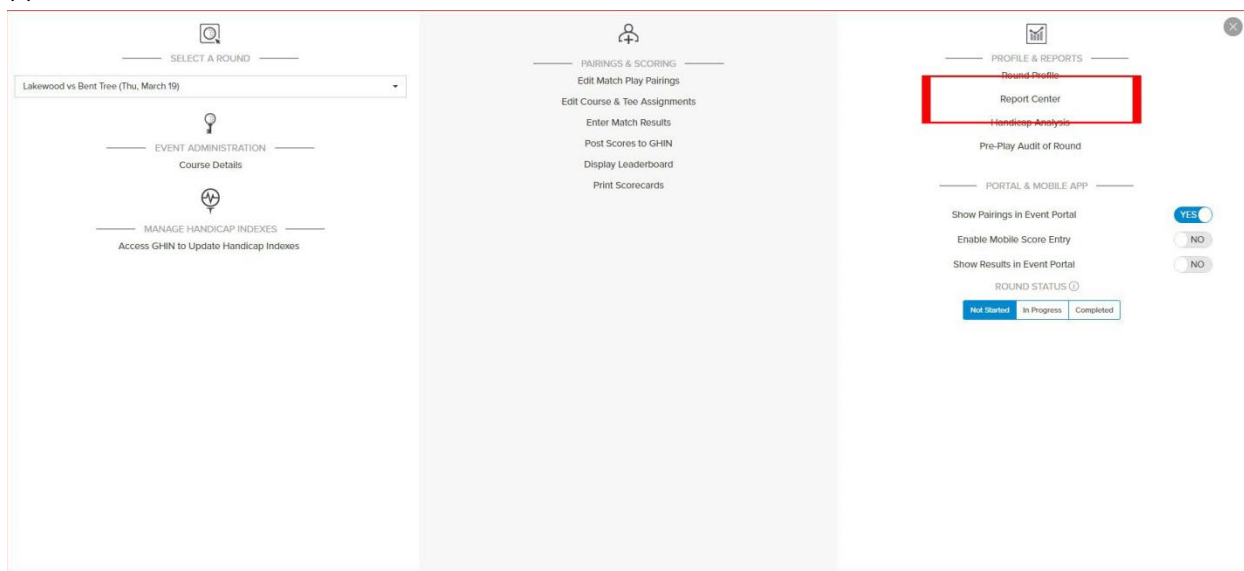


In the bottom right-hand corner, select “Set Course & Tee.” A small dialogue box will appear with your course and tees. Select the lines that you want to adjust then click the tee you want that group to play from. Hit GO and do the same for the other two groups. As always make sure you hit Save before you leave the screen.

6. Printing Reports

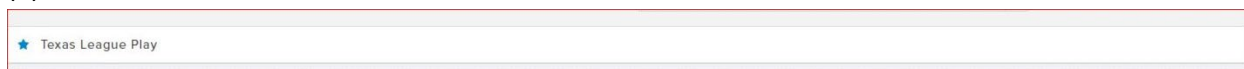
Under the new Golf Genius Team Matches, you’ll have the ability to print reports directly from the Golf Genius Team Matches Captain’s Dashboard. Once again click, the Team Captain’s Menu at the top of the page. On the right-hand side, hit Report Center. (t)

(t)



The top category is the only category that is the only one you’ll need. It is called Texas League Play.(u) In there, you’ll find scorecards that correctly dot the handicaps, a starter’s list and cart signs. If you need other materials, let me know and the TGA can add more reports into this category.

(u)



7. Submitting Results

Once the match is completed, it is the Host Clubs’ captain or host club professional ASAP. In 2022 and moving forward, it is vital to get the scorecard and enter hole-by-hole results. You can do so by hitting the “Team Captain’s Menu” and then “Enter Hole-by-Hole Scores.”

From here, punch in every Gross Score for every player. (v) It will add up the totals for you as well.

(v)

1. Joshua Irving (79) / John Stollenwerck (91)		All holes completed																			
Course: Coyote Ridge Golf Club		Tee: U.S. Open Local - All 18																			
		Slope: 141																			
		Rating: 75.2																			
	1	2	3	4	5	6	7	8	9	out	10	11	12	13	14	15	16	17	18	in	total
Par	356	536	245	546	441	388	167	403	437	3519	591	185	406	376	208	501	416	361	371	3415	6934
Handicap	4	5	3	5	4	4	3	4	4	36	5	3	4	4	3	5	4	4	4	36	72
Joshua Irving	4	5	4	4	3	3	3	3	5	34	6	3	4	5	5	5	7	5	5	45	79
John Stollenwerck	4	3	7	7	6	5	6	4	7	49	6	4	4	4	6	7	5	3	3	42	91

Eagle or better
 Birdie
 Par
 Bogey
 Double Bogey or worse

Once you've completed. Hit done entering scores in the bottom right had corner. It'll bring you back to the Conference Dashboard where you'll hit display leaderboard. This leaderboard will show 3 different tournaments and the overall points from a match (w). The maximum number of points from a tournament is 1. (x)

(w)

Team Points Summary
Fourball Matches 18 Holes
Fourball Matches Front 9
Fourball Matches Back 9

(x)

Team Points Summary																									
<table border="1"> <thead> <tr> <th>Points</th> <th>Players</th> <th>Match</th> <th>Players</th> <th>Points</th> </tr> </thead> <tbody> <tr> <td>1.00</td> <td>Lakewood (Joshua Irving + John Stollenwerck) Lakewood Country Club</td> <td>Won by Default</td> <td></td> <td></td> </tr> <tr> <td>1.00</td> <td>Lakewood (Gilbert Freeman) Lakewood Country Club</td> <td>Won by Default</td> <td></td> <td></td> </tr> <tr> <td>1.00</td> <td>Lakewood (Steve Williamson) Lakewood Country Club</td> <td>Won by Default</td> <td></td> <td></td> </tr> <tr> <td colspan="5" style="text-align: center;">Total Points Allocated: 3.00</td> </tr> </tbody> </table>	Points	Players	Match	Players	Points	1.00	Lakewood (Joshua Irving + John Stollenwerck) Lakewood Country Club	Won by Default			1.00	Lakewood (Gilbert Freeman) Lakewood Country Club	Won by Default			1.00	Lakewood (Steve Williamson) Lakewood Country Club	Won by Default			Total Points Allocated: 3.00				
Points	Players	Match	Players	Points																					
1.00	Lakewood (Joshua Irving + John Stollenwerck) Lakewood Country Club	Won by Default																							
1.00	Lakewood (Gilbert Freeman) Lakewood Country Club	Won by Default																							
1.00	Lakewood (Steve Williamson) Lakewood Country Club	Won by Default																							
Total Points Allocated: 3.00																									
Fourball Matches Front 9																									
Fourball Matches Back 9																									

At this point you have completed everything needed for this Texas League Play Match.